

Popular Mechanics

26
pages

New models
New conveniences
New ways to go

MOTOR CAMPING

MARCH 1973
50 CENTS

For \$607 you can build this camper

It fits Toyota, Datsun, LUV and Courier mini pickups Page 178



Sewing centers: the kind women want but can't buy

We offer plans for four—from a wall-hung space-saver to a deluxe freestanding unit.

Build any one of them and you'll be a hero. Page 77

How to: Adjust a Pinto carburetor

Cut, splice and connect wires ■ Build a basement partition

Hang drapery traverse rods ■ Patch a hole in sheet flooring

Yardpower roundup for '73

If it's time to get a new mower and you're thinking about a rider or tractor, here's a cross section of major makers' offerings, including specs and prices

SHOPPING for a riding mower or lawn tractor can be as much fun—or as frustrating—as shopping for a new car. The options are almost as numerous. How much horsepower do you need? Should you go for hydrostatic drive? Is electric starting worth the extra money? And then there are all those attachments—dumpcart, spreader, sweeper—to consider.

Your final choice should be based on the size and topography of your lawn, and the amount of heavy work (hauling, grading) you plan to do. A big, hilly lawn calls for more muscle.

You'll get a good idea of what's available—and for how much—through a few minutes' study of the spec charts on pages 118 and 119. They provide a cross section of the market. Bear in mind that not all makers are included, nor all models of a particular line. The chart had to be condensed because of space limitations.

For the most part, prices are rounded out to the nearest dollar, and are f.o.b. at the factory. Prices for tractors do not necessarily include the rotary mower attachment. Horsepower ratings of electric units are approximate equivalents. ★★



THE 5-HP SCAMP is made by Allis-Chalmers and it sells for \$419. It features electric starting, a foot-controlled clutch and a 26-inch rotary mower



THREE 12-VOLT BATTERIES supply power for John Deere's Electric 90. It has 34-inch mower, can cut about an acre of lawn on a charge, and costs \$885




YOU CUT A 28-INCH SWATH with the Bolens 728, a ride powered by 7-hp Tecumseh engine. It has three forward speeds, reverse, shifts "on the go"

POWERED by 8-hp Briggs & Stratton, Murray's model 3-3233 has three forward speeds, cuts 32-inch swath. The slick rider is priced at \$550

By GERALD KRATSCH



INTERNATIONAL'S CADET 75 (right) offers 7-hp engine, optional electric starting and takes 32-inch cut. A variety of attachments is available



DUMPCARTS, TRAILER-SWEEPERS and other attachments are offered for Toro's Whirlwind riding mowers. Shown at left is the 7-hp model that sells for \$500
MARCH 1973




Yardpower '73


SNAPPER RIDING MOWER series for '73 includes six models with 5 or 8-hp engines. The grass-catcher attachment holds up to six bushels of clippings

1973
riding
mowers

Make/Model	Engine/HP	1	2	3	4
AMF 1281	B&S 8	Yes	3	36	NA
1293	B&S 8	Yes	4	36	NA
Allis-Chalmers Scamp	B&S 8	Yes	2	30	\$645
Scamp	B&S 5	Opt.	2	26	419
Ariens Emperor	B&S 8	Yes	6	38	700
Emperor	Tecumseh 8	Yes	6	30	630
Emperor	Tecumseh 8	No	6	30	500
Fairway	Tecumseh 7	Yes	4	26	570
Fairway	Tecumseh 7	No	4	26	450
Fairway	Tecumseh 5	Yes	4	26	500
Fairway	Tecumseh 5	No	4	26	380
Bolens 728	Tecumseh 7	Opt.	3	28	489
John Deere 90	Electric	Yes	3	34	885
57	Tecumseh 7	Opt.	3	34	535
Gilson 52040	B&S 8	Yes	3	30	630
52039	B&S 8	No	3	30	555
52038	B&S 5	No	3	25	420
Homelite RE-8E	B&S 8	Yes	2	30	655
RE-5	B&S 5	No	2	24	414
Huffman H1543	B&S 8	Yes	3	32	585
H1533	B&S 8	Yes	3	26	525
H1513	B&S 5	No	1	26	385
International Harvester Cadet 75	B&S 7	Opt.	3	32	585
Cadet 55	B&S 5	No	3	28	NA
Jacobsen Mark III	B&S 8	Yes	Inf.	30	640
Mark III	B&S 8	No	Inf.	30	560
Mark II	B&S 7	Yes	Inf.	30	NA
Mark II	B&S 6	No	Inf.	30	NA
42635	B&S 5	No	Var.	25	NA
Lawn-Boy 9369ES	B&S 8	Yes	3	36	700
9329ES	B&S 8	Yes	3	32	670
9369	B&S 8	No	3	36	580
9266	B&S 5	No	3	26	400
Massey-Ferguson MF 7	Tecumseh 7	Opt.	3	34	650
MF 6	Tecumseh 6	Opt.	3	32	470
MF 5	Tecumseh 5	Opt.	2	26	379
McDonough Snapper 3080S	B&S 8	Yes	5	30	610
2680S	B&S 8	Yes	5	26	570
2680	B&S 8	No	5	26	460
2650S	B&S 5	Yes	5	26	510
Murray 3-3633	B&S 8	Yes	3	36	570
3-3233	B&S 8	Yes	3	32	550
3-3063	B&S 8	Yes	3	30	500
3-3013	B&S 7	No	3	30	390
3-2513	B&S 7	No	3	25	370
3-2503	B&S 5	No	3	25	330
New Holland R-8	B&S 8	Yes		30	646
R-8	B&S 8	No		30	547
R-5	B&S 5	No		26	436
Roper K83233R	B&S 8	Yes	3	32	580
K83133R	B&S 8	No	3	32	500
K52233R	B&S 5	Yes	3	26	460
K52133R	B&S 5	No	3	26	380
K51133R	B&S 5	No	1	26	300
Simplicity Wonder Boy 963	B&S 8	Yes	2	30	645
Wonder Boy 900	B&S 5	Opt.	2	26	430
Toro Whirlwind Standard	Tecumseh 12	No	1	25	330
525XE	Tecumseh 12	Yes	4	25	450
725XE	Tecumseh 15	Yes	4	25	500
Sportsman	B&S 8	Yes	3	32	600
Yard-Man Mustang 3770	B&S 8	Yes	4	36	NA



THIS 8-HP WONDER BOY cuts a 30-inch swath and provides a five-bushel collection hopper in back. Made by Simplicity Corp., the unit lists for \$645



FOUR MODELS in the Ariens Fairway line are available for '73. They're powered by 5 or 7-hp Tecumseh engines and offer big grass catchers as accessories

1973 garden tractors


MAKE / MODEL	Engine/HP	1	2	3	4
Allis-Chalmers 416H 416S 410S 410 Homesteader	Kohler 16	Yes	Var.	42-48	\$1695
	Kohler 16	Yes	4	42-48	1570
	Kohler 10	Yes	4	42-48	1295
	Kohler 10	Yes	3	42-48	1230
	B&S 8	Yes	3	36	780
Ariens Manorway	B&S 8	Yes	6	38	900
Bolens HT-18 QT-16 H-16 G-14 G-10 G-8	Kohler 18	Yes	Var.	54	2730
	Onan 16	Yes	Var.	48	2195
	Tecumseh 16	Yes	Var.	42	1825
	Tecumseh 14	Yes	6	42	1525
	Tecumseh 10	Yes	3	38	1235
	B&S 8	Yes	3	32	895
John Deere 140H1	Kohler 14	Yes	Var.	47	1765
Ford 145	Kohler 14	Yes	Var.	42-50	1656
GE Elec-Trak E20 E15 E12 E10M E8M	16	Yes	32	42	1750
	14	Yes	28	42	1585
	12	Yes	12	42	1420
	10	Yes	9	36	1090
	8	Yes	3	36	795
Gilson Heavyweight 53015 Heavyweight 53013 Low Profile	B&S 16	Yes	Var.	42	1715
	B&S 10	Yes	4	42	1274
	B&S 8	Yes	Var.	36	NA
Gravely 814 408	14	Yes	8	50	1634
	Kohler 8	Yes	4	34	923
Homelite T-16H T-10 T-8 T-7	B&S 16	Yes	Var.	42-48	1665
	B&S 10	Yes	6	42-48	1250
	B&S 8	Yes	3	32-36	760
	B&S 7	Yes	3	32-36	675
J.I. Case 446 108	Onan 16	Yes	Inf.	44-48	1717
	B&S 8	Yes	3	34	746
Huffman H-1113 H-1093 H-1078 H-1015	Tecumseh 10	Yes	3	32	699
	B&S 8	Yes	3	32	599
	B&S 8	Yes	3	26	455
	B&S 5	No	1	24	199
International Harvester Cub Cadet 149 Cadet 76	14	Yes	Inf.	38-42-48	1629
	7	Yes	3	36	799
Jacobsen GT-14 GT-12 GT-10 LT-885 LT-750	Kohler 14	Yes	Var.	42	1885
	Kohler 12	Yes	Var.	42	1685
	Kohler 10	Yes	5	42	1390
	B&S 8	Yes	Var.	34	1085
	B&S 7	Yes	3	34	875
Massey-Ferguson MF 14 MF 12G MF 8H	Kohler 14	Yes	Inf.	48	1822
	Tecumseh 12	Yes	4	42	1266
	Tecumseh 8	Opt.	Inf.	34	972
New Holland S-16 S-8G	Kohler 16	Yes	Inf.	48	2055
	B&S 8	Yes	3	36	1008
Roper T63231R T32231R T02231R T82231R	Onan 16	Yes	6	NA	1435
	B&S 13	Yes	6	NA	1135
	Tecumseh 10	Yes	6	NA	935
	B&S 8	Yes	6	NA	835
Simplicity Sovereign 3416H Landlord 3410S Broadmoor 738 Yeoman 648	B&S 16	Yes	Inf.	42-48	1595
	B&S 10	Yes	4	42	1275
	B&S 8	Yes	3	36	935
	B&S 8	Yes	3	32	825
Wheel House 18 Automatic 16 Automatic 14 Automatic 10 Automatic 12 8-Speed 8 4-Speed Ranger 700	Kohler 18	Yes	Inf.	48-60	2167
	Kohler 16	Yes	Inf.	48	1706
	Kohler 14	Yes	Inf.	48	1609
	Kohler 10	Yes	Inf.	36-42	1405
	Kohler 12	Yes	6	36-42-48	1320
	Kohler 8	Yes	3	36	908
	Tecumseh 7	No	3	32	624

KEY

- 1—Electric start
- 2—Forward speeds
- 3—Cutting width (inches)
- 4—Price
- NA—Not available
- Inf.—Infinite
- Var.—Variable
- B&S—Briggs & Stratton



GILSON 8-HP TRACTOR has low profile and 36-inch, twin-bladed mower. Traction-drive system is said to deliver smooth power in all speeds



ACCESSORIES such as electric chain saw and hedge trimmer run off power unit of GE's Elec-Trak tractors. Standard attachments are also available

Yardpower '73


Garden Tractors



AN 8-HP TECUMSEH powers the smallest tractor in the Massey-Ferguson line. It carries a mower that cuts a 34-inch swath, has a hydrostatic transmission offering a variety of speeds. Its price: \$972



GRAVELY 408 LAWN TRACTOR carries a 34-inch rotary mower under its frame. The sleek machine also boasts cast-iron axles and an 8-hp cast-iron engine



FIVE TRACTORS from 7 to 16 hp, make up the Homelite line for 1973. Shown at right is model T-16, a powerful performer. Price: \$1495

WHEEL HORSE couples a 48-inch mower to 16-hp engine in its big Automatic garden tractor (right). Attachments include hefty sweepers, snowblowers



SPERRY NEW HOLLAND has upped lawn tractor line to four units. The S8 is a compact 8-hp machine that offers optional hydrostatic transmission