

CLEAN POWER SUPPLY

PARTS FOR GE ELEC-TRAK, NEW IDEA AND WHEEL HORSE ELECTRIC TRACTORS



PARTS CATALOG

For

General Electric, New Idea,
and Wheel Horse Electric Tractors



Mastercard, Visa, & Discover accepted.

Some terminology used in this catalog:

L.F. = Large Frame. Large frame models include E12, E12M, E12S, E14, E15, E16, E20, I-5, C-185, B-145, EGT120, EGT150, EGT200

S.F. = Small Frame. Small frame models include E10M, E8M, EGT80, EGT100

Late Models= All New Idea, all Wheel Horse, all E14, all E16, E20EA up E15HA up, E12JA up, I-5CA up

CLEAN POWER SUPPLY
HAROLD ZIMMERMAN

118 Royer Rd.

Ephrata PA 17522

Phone 717-859-4234

Fax 717-859-4824

cleanpower@att.net



This is a brief listing. We also have many other parts available. Please feel free to call with your want list.

CLEAN POWER SUPPLY

PARTS FOR GE ELEC-TRAK, NEW IDEA AND WHEEL HORSE ELECTRIC TRACTORS

<p>Battery box assembly w/o fenders. Fits all L.F. Models. Local pick-ups receive \$20 discount. # 521547 \$156.00</p>		<p>New Style Relay. Replaces old "Guardian" Relay. Fits all L.F. Models. USA Made. 15 Amps # 518089 \$28.00</p>		<p style="writing-mode: vertical-rl; transform: rotate(180deg);">Sheet Metal, Electrical</p>
<p>Left Hand Side Panel Fits all L.F. Models. # 521412 \$58.00</p>		<p>Power Use Gauge Used Original. Fits all L.F. Models. # 518193R \$45.00</p>		
<p>Right Hand Side Panel Fits all L.F. Models. # 521408 \$58.00</p>		<p>Fuel Level Gauge Used Original. Fits all L.F. Models & E10M,EGT100. # 518188R \$45.00</p>		
<p>Rear Battery Cover/ Seat Mounting Fits all L.F. Models. # 517981 \$125.00</p>		<p>Reverse Indicator Light (Red) Fits Late E20,I-5,C-185,EGT200. # 520212 \$8.00</p>		
<p>1A,2A Contactor-Black phenolic case. Fits Most Late L.F. Models. # 520192 \$35.00</p>		<p>Cruise Control Indicator Light (Green) Fits Late E20,I-5,C-185,EGT200. # 520213 \$8.00</p>		
<p>1A,2A,3A Contactor-Steel Case Standard Duty.Fits most early L.F. Models. # 517794 \$32.50</p>		<p>Forward/Reverse Toggle Switch With Long Bat Handle. Fits Late E20,I-5,C-185,EGT200. # 518809 \$12.00</p>		
<p>1A,2A,3A Contactor-Steel Case HEAVY DUTY. 200 Amp Rating. Can use for 517794 or 520192. # 517794HD \$51.00</p>		<p>New Style Master Disconnect Switch. Excellent Upgrade-less Power Loss. Silver Contacts Fits all L.F. Models # 523154 \$58.00</p>		
<p>F, R, PTO Contactor Fits most late models. These can replace the old double-style contactors if replaced in pairs. #516844 \$71.00</p>		<p>Speed Control Limit Switches Fits all L.F. Models. # 517395 "Start" \$5.25 # 517396 1A,2A \$5.25 # 517397 SW4,FWS1,FWS4 \$5.25</p>		

CLEAN POWER SUPPLY

PARTS FOR GE ELEC-TRAK, NEW IDEA AND WHEEL HORSE ELECTRIC TRACTORS

<p>Seat Safety Switch White Plastic Fits Most Models.</p> <p># 518780 \$7.50</p>		<p>Key Switch For Late Model Tractors. Includes 2 Keys.</p> <p># 519520 \$30.00</p>	
<p>Seat Safety Switch – Early Fits early models w/ no rectangular cutout in front lip of battery box.</p> <p># 517512 \$8.00</p>		<p>Spare Key Fits Late Model Tractors.</p> <p># 520080 \$4.00</p>	
<p>Brake Switch Fits Most Models. Does not fit E12M & NI L.F. Models.</p> <p># 517585 \$17.50</p>		<p>Spare Key Early Models.</p> <p># 517873 \$4.00</p>	
<p>Brake Switch Fits E12M & NI L.F. Models.</p> <p># 519286 \$19.00</p>		<p>Fuse Block Fits early models with screw terminals</p> <p># 518146 \$18.00</p>	
<p>Charger Capacitor Fits most L.F. Models & E10M,EGT100 4 mfd.</p> <p># 518233 \$18.00</p>		<p>Fuses</p> <p># 518154 30A "Slo-Blo" \$3.00 # 518241 20A \$1.25</p>	
<p>Charger Timer Reconditioned original. Fits Most Models.</p> <p># 517650R \$48.00</p>		<p>Headlight Bulb Fits all L.F. Models.</p> <p># 517843 \$3.50</p>	
<p>Timer Mounting Plate Fits all Large Frame models Decal Sold Separately.</p> <p># 515948 \$8.00</p>		<p>Battery Cable Battery to battery. Low profile fits under rear battery cover properly.</p> <p># 516380 \$8.00</p>	
<p>Charger Diode & Heat Sink Assy. Fits all models (Diodes also available separately)</p> <p># 515951 \$41.00</p>		<p>Pillow Block For front of steering shaft. Heavier duty than original.</p> <p># 518088 \$15.00</p>	

Electrical, Charger

CLEAN POWER SUPPLY

PARTS FOR GE ELEC-TRAK, NEW IDEA AND WHEEL HORSE ELECTRIC TRACTORS

PTO Receptacle All Models.	
# 518108	\$12.00
Accessory Receptacle For all models	
# 518032	\$12.00
Plug to fit into Accessory Receptacle. 2-Prong. Polarized.	
# PLUG	\$18.00
Lift Motor Fits all GE & WH Large frame models. Reconditioned original. New Idea lift motors also available.	
# 517786R	\$195.00
Lift Strap All Models.	
# 517714	\$15.00
Lift Strap Attaching Clip All Models.	
# 517355	\$3.00
Circuit Breakers for Mower Motors Specify mower type to receive correct amp rating.	
	\$27.00
Rubber Bearing Shields Used on Large OD mower motors.	
# 519561 Inner	\$2.50
# 519560 Outer	\$2.50

Drive Motor Brush. For E20, E16, E15, E12M, some E12 Some E14, C-185, I-5, EGT200, EGT150. Each	
# 518408	\$15.00
Drive Motor Brush. Fits All Permanent Magnet Drive Motors. B-145, EGT120, E10M, E8M EGT100, EGT80, some E12&E14	
# 520293	\$15.00
Mower Motor Brush. For all large OD mower motors.	
Each	
# 519559	\$10.00
Mower Motor Brush. Fits small OD mower motors.	
Each	
# 518442	\$10.00
Drive End Bearing Good quality name brand sealed bearing. Fits all LARGE OD mower motors. Also most drive motors.	
# 519556	\$12.50
Commutator End Bearing Good quality name brand sealed bearing. Fits all LARGE OD mower motors. Also most drive motors.	
# 519557	\$6.50
Drive End Bearing Good quality name brand sealed bearing. Fits all SMALL OD mower motors.	
# 518444	\$12.50
Commutator End Bearing Good quality name brand sealed bearing. Fits all SMALL OD mower motors.	
# 518443	\$6.50

Electrical, Lift, Motor Repair

CLEAN POWER SUPPLY

PARTS FOR GE ELEC-TRAK, NEW IDEA AND WHEEL HORSE ELECTRIC TRACTORS

<p>Mower Blades. All front mount decks. Price is for a set of 3</p>  <p># 515903 \$54.00</p>	<p>Mower Arm Wear Sleeve All large frame front mount decks.</p>  <p># 519404 \$3.00</p>
<p>Mower Blades. Mid mount L.F. Decks. All NI L.F. & E12M Price is for a set of 3.</p>  <p># 515905 \$54.00</p>	<p>Mower Arm Wear Sleeve Ring Holds wear sleeve in place.</p>  <p># 519405 \$1.00</p>
<p>Fiber Clutch Washer. Used on each side of all all mower blades.</p>  <p># 518113 \$2.00</p>	<p>Side Cover Plate. Covers side opening when deck is set up for rear discharge.</p>  <p># 517746 \$22.00</p>
<p>Mower Deck Roller All large frame decks. Black plastic.</p>  <p># 517036 \$15.00</p>	<p>Mower Motor Large OD (4-1/2") Used on later front mount decks. Reconditioned original. Interchangeable with small OD.</p>  <p># 515642R \$215.00</p>
<p>Caster Wheel For all Front Mount Decks Roller bearing with seals</p>  <p>#517422 \$30.00</p>	<p>Mower Motor Small OD (3-3/8") Used on early front mount decks. Reconditioned original. Interchangeable with Large OD.</p>  <p># 517524R \$215.00</p>
<p>Greasable Caster Axle Has grease zerk for greasing those noisy caster wheels. All front mount decks. Use w/ bushing below.</p>  <p># 513383G \$6.00</p>	<p>Mower Motor Mid Mount L.F. Used on MID-Mount NI L.F. & E12M. Reconditioned original.</p>  <p># 515319R \$215.00</p>
<p>Caster Wheel Bushing Grease hole & groove. Specify outside diameter, 5/8" or 3/4"</p>  <p>#BUSHING58 5/8" \$4.00 #BUSHING34 3/4" \$4.00</p>	<p>Mower Motor Small Frame Used on E10M, E8M, EGT80, EGT100. Reconditioned original.</p>  <p># 515346R \$215.00</p>
<p>Caster Yoke Bushing For all Front Mount Decks</p>  <p>#517447 \$4.00</p>	<p>Mower Flap Fits all large frame decks.</p>  <p># 517974 \$12.00</p>

Mower

CLEAN POWER SUPPLY

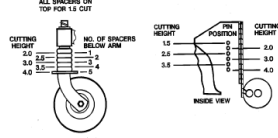



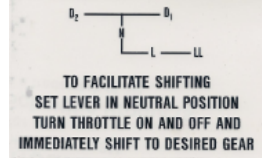

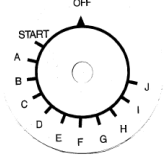
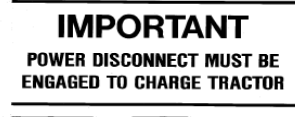

PARTS FOR GE ELEC-TRAK, NEW IDEA AND WHEEL HORSE ELECTRIC TRACTORS

Brakes, Belts, Knobs

<p>Anti-Skid Floor Mat Fits Late L.F. Models. (Not for E12M or NI models)</p> <p># 521076 \$25.00</p>		<p>Drive Belt Fits most L.F. Models. Does not fit E12M & NI L.F.</p> <p># 517434 \$14.50</p>	
<p>Brake Rod Z-Brake Style. Fits Late L.F. Models w/ late style brakes.</p> <p># 517282 \$20.00</p>		<p>Drive Belt Fits E12M & NI L.F. Models.</p> <p># 517435 \$15.50</p>	
<p>Brake Pads Set of 2 w/rivets. Fits most models with late style brakes.</p> <p># 519241 \$20.00</p>		<p>Drive Belt E8M, E10M, EGT80, EGT100</p> <p># 517436 \$12.00</p>	
<p>Brake Shoes with pads. Rebuilt original. Fits most models with late style brakes. Specify L.F or S.F.</p> <p># SHOES RB \$45.00</p>		<p>Steering Wheel Center Cap Fits all models w/ 15" steering wheel</p> <p># 518845 \$26.00</p>	
<p>Brake Upgrade Kit All parts needed to replace round puck style brakes.</p> <p># BRKUPGRD \$225.00</p>		<p>Shift Knob Fits most models</p> <p># 517460 \$7.00</p>	
<p>Brake Disc For Late Style Brakes 5.125" Dia. Does not include hub.</p> <p># 519162D \$25.00</p>		<p>Seat Back Knob For models with adjustable back</p> <p># 518793 \$8.00</p>	
<p>Wheel Bearing Front wheel bearing, all models Good quality sealed bearing.</p> <p># 518213 \$12.50</p>		<p>Terminals for Card # 4 Plug Fits early E20. Order in multiples of 10.</p> <p># 518825 \$0.40</p>	
<p>Dust/Grease Caps For Front Wheels. All Models.</p> <p># 520728 \$3.00</p>		<p>Terminals for Card # 1 & Card #3 Fits early E15 & early E20. Order in multiples of 10.</p> <p># 518100 \$0.40</p>	

CLEAN POWER SUPPLY

PARTS FOR GE ELEC-TRAK, NEW IDEA AND WHEEL HORSE ELECTRIC TRACTORS
















<p>Mower Height Adjustment Decal. Most Late L.F. Decks. Clear back.</p> <p># 516926 \$5.00</p>	
<p>Caution Disconnect Power Cord Decal 1 used on most mower decks</p> <p># 517656 \$4.50</p>	
<p>Caution Guards Are For Your Protection Decal. Used on most later decks on side chute or plate.</p> <p># 517657 \$4.50</p>	
<p>Caution Keep Hands & Feet Decal. 2 Used on most later decks.</p> <p># 517655 \$4.50</p>	
<p>Shift Pattern Decal NI Large Frame Models Can also be used on others. Clear back.</p> <p># 520725 \$4.50</p>	
<p>Parking Brake Decal Used on most large frame models. Clear back.</p> <p># 517458 \$3.50</p>	
<p>Timer Decal Used on most later models. Will also work on earlier models. Black on White.</p> <p># 519810 \$3.00</p>	
<p>Important Power Disconnect decal. Used mostly on earlier models but is good for all L.F.</p> <p># 513000 \$3.50</p>	
<p>Decal for Fuse Block ID. Used on all Large Frame models except later New Ideas which used 4 fuses. (4 fuse decal also available)</p> <p># 517673 \$3.50</p>	

<p>Hood Decals E20 (Set of 2) Originally emblems-now reproduced as decals.</p> <p># E20 HOOD DECALS \$25.00</p>	
<p>Hood Decals E15 (Set of 2) Originally emblems-now reproduced as decals.</p> <p># E15 HOOD DECALS \$25.00</p>	
<p>Hood Decals New Idea (Set of 2) Originally emblems-now reproduced as decals.</p> <p>Specify EGT200, EGT150, or EGT120 \$25.00</p>	
<p>Elec-Trak Decal. Rear. Many Late L.F. (Or for bumper sticker!) Clear Back</p> <p># 516165 \$8.50</p>	
<p>GE Decal for steering wheel center cap. 2 inch diameter.</p> <p># 518845D \$5.00</p>	
<p>Dash Decal for early models w/o plastic emblems</p> <p># 521917 \$22.50</p>	
<p>Reconditioned Drive Motors (E20 Motor shown)</p>	
<p>E20,C-185,EGT200,I-5 \$350.00 E15,E16,E12s,EGT150 \$335.00 E12M,E14RC,RD,RH \$335.00 E14AA,RJ,Late E12,B145,EGT120 \$325.00 E10M , EGT100 \$275.00 E8M, EGT80 \$260.00</p>	
<p>IMPORTANT NOTES: Prices and availability subject to change. Restocking fee on returns 20%. No returns after 30 days. Orders outside the USA may be subject to \$10 handling fee.</p>	

Decals, Drive Motors

CLEAN POWER SUPPLY





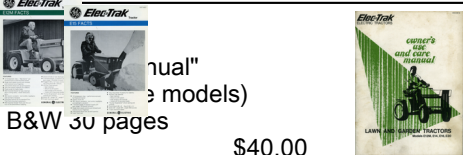
PARTS FOR GE ELEC-TRAK, NEW IDEA AND WHEEL HORSE ELECTRIC TRACTORS

<p>I have very limited quantities of some original Elec-Trak publications available. Some are in immaculate condition, some, such as manuals, show wear, soiling and handwritten notes.</p>	<p>GEA-8847 "Now from General Electric" brochure (Very early brochure showing E15, 8 pages in color) \$20.00</p> 
<p>GEZ-4971A "Owner's use and care Manual" Early manual for E15, Blue cover, 10 pages, B&W \$25.00</p> 	<p>GEZ-4968 "Electrak electric tractor A new concept in home grounds care" (Very Early 4 page color pamphlet showing E15), 3-1/2" X 6-1/4" \$20.00</p> 
<p>GEZ-5533A, "Owner's use and Care Manual" Early manual for E20, Red Cover 22 pages, B&W \$25.00</p> 	<p>GEZ-5553 "So you're thinking about a GE ELEC-TRAK tractor" 32 pages, yellow cover, B&W 5"X10" \$25.00</p> 
<p>GEZ-5535 "Owner's use and care Manual" Early manual for E12, Black cover, 22 pages, B&W \$25.00</p> 	<p>GEZ-5674 "General Electric's complete line of cordless, electric tractors", Color folder showing E8, E10, E12, E12M, E15, E20 \$25.00</p> 
<p>LG-3 and attachments B&W 29 pages "New Idea Lawn & Garden Product Information" Showing EGT80, 100, 120, 150 tractors and attachments B&W 29 pages \$25.00</p> 	<p>OP73-102 Why is the GE Elec-Trak Tractor switch on", Fantastic 11X15 newspaper insert, 8 pages, in color, showing E8, 10, 12, 12M, 15, 20 \$100.00</p> 
<p>New Idea Transaxle Shop Manual covers all models Peerless transaxles used in Elec-Traks 60 pages, B&W \$40.00</p> 	<p>GEZ-5338C "Attachments and accessories for all models" 12 pages, B&W \$15.00</p> 
<p>OPS-74-4035 "Homeowner's Service Manual" 187 Pages \$60.00</p> 	<p>A-1378 28 pages (also has gas models) "Wheel Horse" 1975 Full Color brochure includes C-185, B-145, A-65, A-60. Super nice brochure in full color 28 pgs (also has gas models) \$50.00</p> 
<p>GEZ-5689A "Simplified Troubleshooting" Color coded troubleshooting wiring diagrams for early E12, 15, 20 (early ONLY) 51 pages. (Excellent to have for early machines) \$100.00</p> 	<p>GEZ-5337 "Elec-Trak Service Training Manual" Green covered ring binder E12s and early E15 \$40.00</p> 

Brochures, Manuals

CLEAN POWER SUPPLY

PARTS FOR GE ELEC-TRAK, NEW IDEA AND WHEEL HORSE ELECTRIC TRACTORS

<p>LG1000 "New Idea Operator's Manual" EGT80 – EGT100 26 pages Orange cover, B&W</p> <p style="text-align: right;">\$25.00</p> 	<p>TM3 Power Handle New in box</p> <p style="text-align: right;">\$100.00</p> 						
<p>LG1001 "New Idea Operator's Manual" EGT120 - EGT150 30 pages</p> <p style="text-align: right;">\$25.00</p> 	<p>TH80 Grass Trimmer Head New in box</p> <p style="text-align: right;">\$50.00</p> 						
<p>LG4 New Idea NEW Electric Tractor Information EGT200 Green cover, 7 pages B&W</p> <p style="text-align: right;">\$40.00</p> 	<p>Elec-Trak Chain Saw Used</p> <p style="text-align: right;">\$250.00</p> 						
<p>Fact Sheets for E8, E10, E12, E12M, E15, E20 , These are 1-page sheets</p> <p style="text-align: center;">each</p> <p style="text-align: right;">\$5.00</p> 	<p>Rotary Inverter Used</p> <p style="text-align: right;">\$350.00</p> 						
<p>GEZ-4989 Elec-Trak Commercial Municipal Industrial Applications Guide" 16 pages, Tan cover, B&W</p> <p style="text-align: right;">\$40.00</p> 	<p>Front Implement Mounting Brackets. Used with snowthrower and dozer blade. Used</p> <p style="text-align: right;">\$50.00</p> 						
<p>GEZ-5919 "Owner's use manual" E12M, E14, (E12, E14, E15, E20 models) Green cover, B&W 30 pages</p> <p style="text-align: right;">\$40.00</p> 	<p>Used Dozer Blades – Come see us!</p>						
	<p>Used Snowthrowers – Come see us!</p>						
	<p style="text-align: center;">TIRE CHAINS</p> <p>These are the good 2-Link tire chains.</p> <p>Priced by the pair.</p> <table style="width: 100%;"> <tbody> <tr> <td>23X8.50-12</td> <td style="text-align: right;">\$43.00</td> </tr> <tr> <td>23X9.50-12</td> <td style="text-align: right;">\$110.00</td> </tr> <tr> <td>23X10.50-12</td> <td style="text-align: right;">\$100.00</td> </tr> </tbody> </table> 	23X8.50-12	\$43.00	23X9.50-12	\$110.00	23X10.50-12	\$100.00
23X8.50-12	\$43.00						
23X9.50-12	\$110.00						
23X10.50-12	\$100.00						

Manuals, Accessories