

BRINLY ATTACHMENTS

for use with

AVCO New Idea Electric Tractors

Equipped with Sleeve Hitch,
and Manual Lift or
Electric Lift




MODEL VV-200 ROTARY TILLER

A quiet, rugged tiller that enables you to prepare seed beds in one step. It is quick and easy to attach; has adjustable mounting—can be centered or offset left or right for cultivating. Tiller aggressiveness is adjustable, for varying ground conditions, with depth control from 1 inch to 6 inches. Tiller is raised and lowered by tractor rear lift. It features four rows of tines, cut width, 30 inches; has torque limiter and circuit breaker for tine and motor protection.

Requires Mounting Bracket Model VV-201, Rear PTO outlet ; and Electric Rear Lift

Order PTO and rear lift from AVCO. Order VV-200 and VV-201 from Brinly-Hardy Co.



MODEL PP-510 MOLDBOARD PLOW — 10"

For general plowing at recommended depths of 5 to 6 inches; makes a cut 10" wide. Has 11" rolling coulters which swings out for trash clearance, and contains locking pin to prevent ride-up on shank. Features high moldboard and beam clearance. Has long handle depth crank that can be turned from tractor seat. Hitch clevis at front end of beam provides adjustment for wide tractor tires and different plowing conditions. Correct leveling angle is built into beam assembly. Single pin connects plow to sleeve hitch. Weight, 65 lbs.

Plow bottom also available in 8-inch (PP-508) and 12-inch (PP-512) sizes. Bottoms mount on same plow beam.





Illustration shows two DD-500 disks in tandem.

MODEL DD-500 LIFT TYPE DISK HARROW

The basic unit for seed bed preparation and mulching. The DD-500 features a bolted clevis hitch which can be used on tractors equipped with either the sleeve type hitch or a draw bar. Has eight 11" diameter steel disk blades for a cutting width of 29 to 39 inches. Width between the four blade gangs can be adjusted from 1" to 14"; individual disks have a positive angling adjustment of 10, 15 and 20 degrees. Angle weight box holds standard 16" concrete block. Weight, 67 lbs.

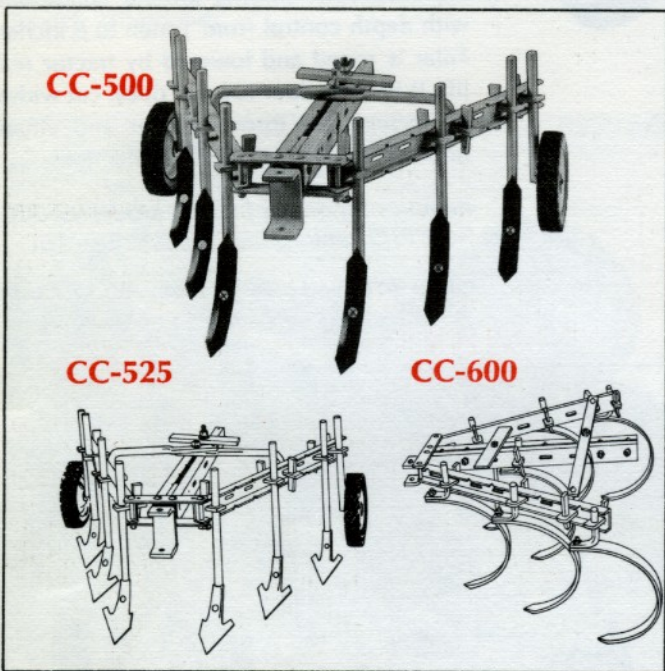
To form a tandem unit, order two DD-500 units and couple together as shown.



MODEL TT-100 TOOL BAR

The Tool Bar, when equipped with appropriate accessories, extends the practical use of your garden tractor to many operations; including: light grading, scarifying, back-filling, finish grading, seed bed preparation, hilling, covering, cultivating, disking and packing. Consists of 5 foot long steel bar welded to heavy duty hitch, with rear extension for attaching drags, etc. Weight, 40 lbs.

(Shown above on left with BB-218 Scarifier Kit and BB-223 Blade, and on right with BB-220 Furrow Openers)



MODEL CC-500 ROW CROP CULTIVATOR (Reversible)

A versatile unit for cultivating a wide range of vegetables or field crops; adjustable for rows from 6" to 42" wide. Use in normal position for straddle-row; reverse position for between-row cultivation. Features optional arrangement of shovels; quick assembly and adjustment of frame and shovel standards with new "Wedge-Locks". Equipped with 7 reversible shovels; gauge wheels; bolt and strap for holding weight block. Single pin connects cultivator to implement hitch. Weight, 60 lbs.

MODEL CC-525 CULTIVATOR

Same as CC-500, equipped with five regular 6" sweeps and two clipped 6" sweeps. Weight, 60 lbs.

MODEL CC-600 CULTIVATOR

Same as CC-500, equipped with seven spring teeth. Especially suitable for cultivating in rocky soil. Weight, 51 lbs.

ACCESSORIES FOR CC-500 CULTIVATOR AND TT-100 TOOL BAR

*BB-218 SCARIFIER KIT

Scarifier has unusual strength, good for breaking hard or heavily weeded ground. Can also be used for wide or double row cultivation. Kit comes complete with 8 shovels, standards, U bolts. (Wt. 29 lbs.)

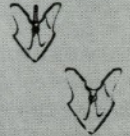


*BB-220 FURROW OPENER (8")

Blade with standard and U bolt clamp. (Wt. 6½ lbs.)

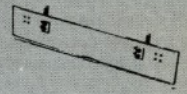
**B-316 FURROW OPENER (8")

Blade only. One or more may be used on cultivator with regular standards. (Wt. 6 lbs.)




BB-223 ADJUSTABLE LEVELING BLADE AND WINGS

4-foot, high carbon steel blade with standards and clamps. Can be angled horizontally and vertically. Ideal for light grading, back filling, and finish grading. Scratcher Rake Kit for fine seed bed preparation also available. Leveling blade can be used with regular double shovels in front of blade as scarifier combination. Blade with hardware, wings. (Wt. 28 lbs.)



BB-230 SWEEPS PACKAGE

Five 6" sweeps that fit regular standards plus two 6" clipped sweeps (1 r.h. and 1 l.h.) and attaching hardware. (Must be used with Scarifier Kit standards.) (Wt. 6 lbs.)




*B-221 SHOVEL ATTACHMENT PACKAGE

2 Hiller Shovels, (1 r.h., 1 l.h.) with standards attached. For seed bed preparation, hilling or covering. Can be used in combination with regular shovels for throwing dirt to crop rows. Complete with U-bolts (Wt. 8 lbs.)



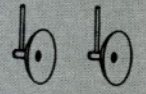
*B-231 SHOVEL ATTACHMENT PACKAGE

Same as BB-221, except U-bolts are not included. Attaches to cultivator with wedges and keepers. (Wt. 7 lbs.)



*BB-335 SPRING TOOTH KIT

Use similar to that of Scarifier Kit. Ideal for cultivating, especially in rocky soil. Kit includes 8 spring shanks with clamps and hardware. (Wt. 28 lbs.)




BB-342 DISK (11") HILLER PKG.

Consists of two 11" disk hillers, two ¾" diameter standards and 2 clamps. (Wt. 12 lbs.)



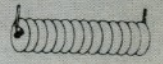
TT-101 SCRATCHER RAKE KIT

This package contains 4 tooth holders, 42 rake teeth and attaching hardware. (Wt. 15 lbs.) For mounting with BB-223 Scraper Blade Kit.



*TT-102 DISK GANG KIT

Used after plowing for sod busting. Disks can be adjusted to straddle the row; also may be used for small plant cultivation. TT-102 Disk Gang Kit consists of 1 r.h. and 1 l.h. hanger, 8 disks and attaching hardware. (Wt. 42 lbs.)



*TT-103 PULVERIZER-PACKER

Used for soil packing, after seeding, to reduce soil erosion caused by wind and rain. Comes with 14 steel packer wheels, shaft with spacers, bearings, standards and U bolts. (Wt. 90 lbs.)



*Tool Bar Only

**Cultivator Only



MODEL FF-300 POWR-CASTER BROADCAST SPREADER


This durable broadcast spreader may be used on any garden tractor or riding mower to spread grass seed, fertilizer or ice melters in a controlled spread pattern up to 20 feet wide or as little as 5 feet wide, depending on material and tractor speed. The FF-300 model is ground driven by the wide turf-saver tires and attaches to the tractor drawbar with a single pin. All working parts are STAINLESS STEEL, and the 1.2 bushel hopper is rust proof poly-ethylene. A single lever operates both the open-close gate and spread centering adjustment, and a calibrated control permits easy adjustment of flow rate. Weight, 61 lbs.

MODEL KK-200 PLANTER-FERTILIZER UNIT




A ground drive unit that enables you to plant seed and fertilize in one operation. It will plant beans, peas, cotton, corn, okra, cucumber, cantaloupe, watermelon and many other seeds (asparagus and larger.) Equipped with 4 quick-change seed plates and 3 distance gears, fertilizer hopper and row marker. Spacing, rate of seed drop and fertilizer flow easily regulated. Adjusts to low beds, shallow furrows and level ground. (Over 80 other seed plates available for numerous crops.) Weight, 95 lbs.

MODEL SS-500 DRAG HARROW




A smoothing spike harrow for final seed bed preparation, covering and firming seeded fields and early cultivation. 44" wide; has 14 high carbon steel spikes that may be arranged optionally. Exclusive "Wedge-Lock" design permits fast assembly and adjustment of spikes. May be used in tandem behind disk. Weight strap and bolt included for attaching concrete blocks. Weight, 45 lbs.

(Use on tractors with drawbar, or sleeve type hitch)



MODEL BB-360 REAR BLADE WITH SCARIFIER AND END WINGS


This unit is designed for light duty scarifying and leveling. The heavy-duty, 42 inch steel blade may be angled 15° or 30° either side, or reversed for back filling. A reversible scarifier bar is provided for crust breaking. Manual down pressure lever included; end wings are standard equipment. Weight, 90 lbs.



MODEL BB-361 ROLLER-LEVELER KIT

(Use ONLY with Model BB-360 Rear Blade)

This attachment, when connected to the rear of BB-360 Rear Blade, double gauges the rear blade, giving the effect of a road grader and land leveler for cutting and filling high and low areas. Unit may be offset right or left of tractor for grading. Blade cutting depth may be controlled either by adjusting roller crank or raising and lowering tractor hitch lever. Weight, 116 lbs.



MODEL KK-400 VEGETABLE PLANTER

A versatile ground-drive planter for use with garden tractors equipped with sleeve hitch. Standard equipment furnished with each unit permits continuous drill planting of vegetable seeds, from very small sizes such as celery, radish and lettuce, up to certain varieties of lima beans. Unit has precision die-cast hopper base; gate control lever, row marker and 3 seed plates. Weight, 55 lbs.


BRINLY ROL-AERATORS

These units are a combination roller and lawn aerator for use with garden tractors of at least 10 h.p. and weighing at least 600 pounds. It can be used with smaller tractors by reducing the water ballast in the roller and adding weight in the frame trays. Periodic use of the Rol-Aerator will substantially improve the efficiency of fertilizing and seeding; aid the control of water run off and soil moisture retention.

For aerating, best results are obtained when the soil has a moisture content of 8% to 12%, permitting an average soil penetration of 2 in. (approx.) Aerator is not recommended for use when soil is extremely wet or dry. If the soil is too wet the cores will not eject and soil compaction may result. If the soil is too dry and hard there will be little or no penetration.


Use the unit as a roller by raising the aerator tines into transport position. When the tines are lowered into the soil the water-filled roller provides the weight ballast required for satisfactory penetration.

Both models have safety shield, weight frame tray and attach to tractor draw bar. Roller is heavy gauge, seam-welded steel tank, 16" dia., 36" wide, 31 gallon capacity. Weight, either model, 240 pounds.




MODEL BB-484 LAWN ROLLER

This unit comes complete with the unique "convertible" handle which allows it to be pushed manually or pulled behind your riding mower or tractor. It features a 31 gallon capacity heavy gauge steel roller which is seam-welded and has fully rounded edges to prevent turf damage when turning. Weight is adjustable up to 350 pounds by the amount of water added. The drawbar is easily removed for storage or transporting. Weight, 100 lbs.



MODEL BB-355 (Slicing type) ROL-AERATOR

The BB-355 (slicing type) has eight high-carbon, steel reversible knives on each of its six slicer wheel assemblies. The knives slice through the turf with approximately 7" from center to center of each penetration. Aerator tines are raised with a lever for transport or to use the unit as a roller.



MODEL BB-359 (Coring type) ROL-AERATOR

The BB-359 (coring type) has six coring-tine wheel assemblies with eight heat-treated 1/2" diameter coring tines per wheel. It lifts out plugs of turf in a ground coring pattern of approximately 7" center to center. Aerator tines are raised with a lever for transport or to use the unit as a roller.



BRINLY-HARDY CO., INC.
P. O. Box 1116, Louisville, Ky. 40201